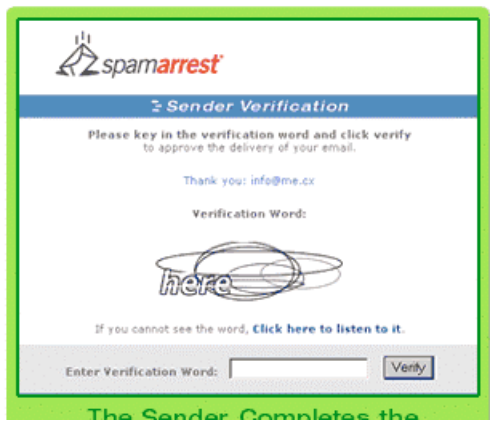


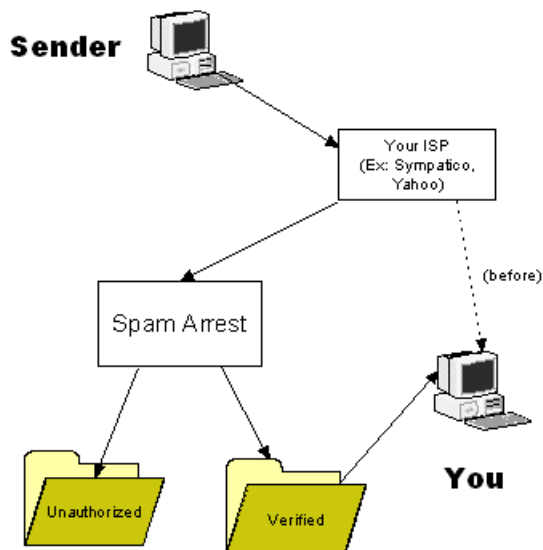
Spam Arrest - Getting started

[1] What it looks like



[2] How it works

How Spam Arrest works



Copyright 2005 Kyber Consulting Inc.

[3] How to sign up: WWW.SPAMARREST.COM

The screenshot shows the Spam Arrest website interface. At the top left is the Spam Arrest logo. To the right is a 'Login To Member's Site' section with input fields for 'User Name' and 'Password', and a 'Login' button. Below the login fields are links for 'Forgot Your Password?', 'Sign up & Register', and 'Remember Me'. A navigation menu includes 'Home', 'How it Works', 'Signup', and 'Help'. The main content area features a 'Members:' section with the text 'Login now to access your email, address book, settings, and more.' and a 'Non-Members:' section with the text 'Take a tour to see how Spam Arrest can work for you.' Below this is a series of five small thumbnail images representing a tour of the service. At the bottom of the page is a blue footer bar with links for 'Affiliates', 'Company', 'Contact', 'Enterprise', 'News/Press', 'Privacy', and 'Terms'.

Signup For Spam Arrest Today!

Feature	Spam Arrest Light	Spam Arrest Pro
	Click Here To Signup For SPAM ARREST LIGHT	Click Here To Signup For SPAM ARREST PRO
Pricing	FREE	Affordable packages starting at \$19.95
Protect Existing Email Addresses	Protect One Account	Protect Three Accounts
E-mail Storage Included	100MB Storage	200MB Storage
Customer Support	Email Only	Live Chat and Email
Advertising Supported	Advertising Shown	Advertising Free
Email Access	Webmail Only <i>(no access from your email program)</i>	Webmail and Email Programs <ul style="list-style-type: none"> Outlook/Express Eudora Thunderbird others
Import/Export Tools	No	Yes
Domain Whitelisting/Blacklisting	No	Yes
Email Folders	No	Yes
	Click Here To Signup For SPAM ARREST LIGHT Completely Free!	Click Here To Signup For SPAM ARREST PRO Starting at \$19.95

Spam Arrest Pro Pricing

6 Months	\$19.95
1 Year	\$34.95 (Save 12%)
2 Years	\$59.95 (Save 25%)
5 Years	\$122.95 (Save 38%)

Recent Statistics

Email Processed	657,084,913
Email Approved	81,433,801

SPAM PERCENTAGE 88%

Watch an animated demo of how Spam Arrest works

BBB ONLINE RELIABILITY PROGRAM



[Home](#)
[How it Works](#)
[Signup](#)
[Help](#)

[Login](#)
 User N

[Forget Your](#)

Signup For Spam Arrest Today!

I want to protect an existing email address from re

Existing Email Address ?

Server Type ?

Incoming Mail Server ?

Username ?

Password ?



[Home](#)
[How it Works](#)
[Signup](#)
[Help](#)

Signup For Spam Arrest Today!

Personal Information

First Name

Last Name

Email Address

Account Information

Desired Login

Password

Confirm Password

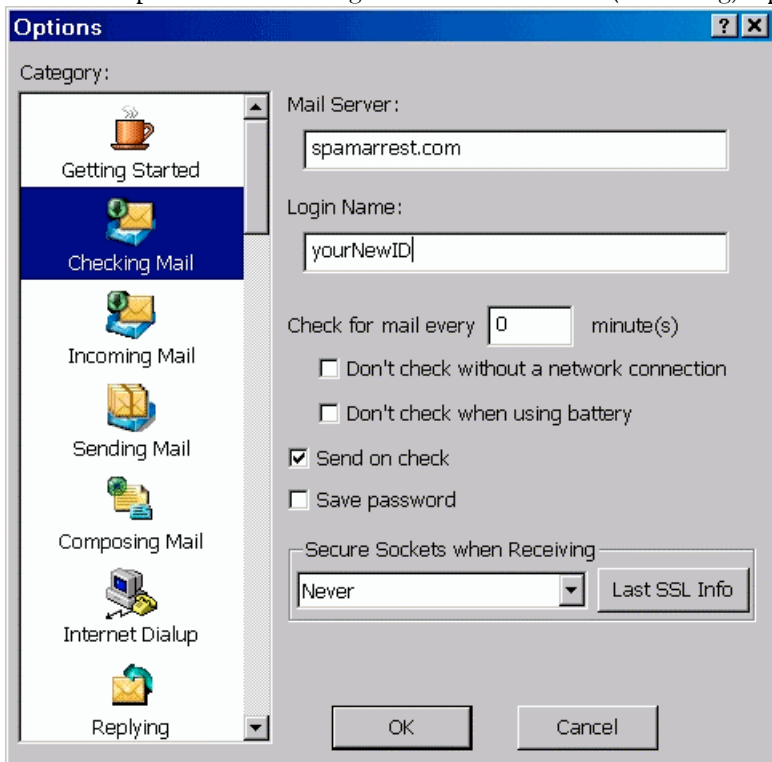
Configuring your email program to talk to Spam Arrest: Outlook Express

Tools Accounts Mail Properties Servers Incoming (POP3)



Configuring your email program to talk to Spam Arrest: Eudora

Tools Options Checking Mail Mail Server (Incoming): spamarrest.com; Login Name: (what you chose)



[4] How to use Spam Arrest - Mailboxes

Your address book: list of frequent recipients



The screenshot shows the Spam Arrest web interface. The top navigation bar includes 'Mail', 'Senders', 'Options', 'Overview', 'Billing', and 'Help'. The left sidebar shows the 'Address Book' menu, with 'Compose' and 'Folders' (including INBOX(1), Sent Items, SpamArrest corre..., Trash, and Unverified(21)) visible. The main content area displays 'Your Contacts' with a search bar and a table of contacts.

Email	Name	Date	View/Edit/Delete
acromar98@hotmail.com	Vernest Daye	Jan 1, 2005	View Edit Delete
Adam.Smith@[REDACTED].com	Smith - Adam	Jan 1, 2005	View Edit Delete
allhailweasels@[REDACTED]	Melanie	Jan 1, 2005	View Edit Delete
andreCharlebois1@[REDACTED]	Charlebois - André	Jan 1, 2005	View Edit Delete
Anne.Charlebois@[REDACTED]	Charlebois - Anne	Jan 1, 2005	View Edit Delete
beau@[REDACTED]	Sharbrough - Beau	Jan 1, 2005	View Edit Delete
bejamign@[REDACTED]	Migneault - Bernice [Charlebois]	Jan 1, 2005	View Edit Delete
hill.mahar@[REDACTED]	Mahar Bill	Jan 1, 2005	View Edit Delete

How to Export your Address Book: Outlook Express.

File Export Address Book Text File

How to Export your Address Book: Eudora.

Tools Address Book

File Save As Comma-Separated Values (CSV)

Creating a new email message:



The screenshot shows the Spam Arrest web interface with the 'Compose E-mail' form open. The 'From' field is set to 'pierre@[REDACTED].com'. The 'To', 'CC', and 'BCC' fields are empty. The 'Subject' field is empty. The 'Attachment' field has an 'Add Attachment' button. The 'Message' field is empty. The 'Quicklist' panel on the right shows a list of email addresses and nicknames, with a 'Select E-Mail Recipients:' section.

Receiving email:

spamarrest

Log Out

You are logged in as

Mail Senders Options Overview Billing Help

Address Book
Compose
Folders
INBOX(1)
Sent Items
SpamArrest corre...
Trash
Unverified(21)

Check For Mail

Last Message Received
3 minutes ago

Protected Mailboxes
Primary
Last Checked
3 minutes ago
Result
2 Messages Found.

INBOX
Page 1 of 1
[1] View All

	From	Subject	Date	Size
<input type="checkbox"/>	- - Abe Rosner <abe.rosner@...>	Fwd: Spam Arrest Verification Confirmation	12:25:48 PM	2k
<input type="checkbox"/>	- - Wayne <wayne.renshaw@...>	findyourfamilytree.com	11:10:23 AM	1k
<input type="checkbox"/>	- List Server	[LegacyUserGroup DIGEST]	07:01:41 AM	71k
<input type="checkbox"/>	- Pierre Cloutier <...>	(No Subject)	03:26:56 AM	81k
<input type="checkbox"/>	- Bob Thomas <bthomas@...>	Fwd: Invoice for Jan 01 - Jan 14, 2005	Jan 14, 2005	39k

[1] View All

Compose Delete Block Copy to: Move to: --

Folders: Sorting your mail.

spamarrest

Log Out

You are logged in as

Mail Senders Options Overview Billing Help

Address Book
Folders
INBOX(1)
Sent Items
SpamArrest corre...
Trash
Unverified(21)

Check For Mail

Manage Folders

Folder	Messages	Create	Rename	Delete
SpamArrest correspondence	2	Create Subfolder	Rename Folder	Delete Folder

Create New Folder

Unverified: Spammers are blocked!

spamarrest

Log Out

You are logged in as

Mail Senders Options Overview Billing Help

Address Book
Compose
Folders
INBOX(1)
Sent Items
SpamArrest.com...
Unverified(21)

Check For Mail

Last Message Received
20 minutes ago

Protected Mailboxes
Primary
Last Checked
1 minute ago
Result

UNVERIFIED
Page 1 of 14 Next>

[1 2 3 4 5 6 7 8 9 10 11 12 13 14] View All

	From	Subject	Date	Size
<input type="checkbox"/>	- [envelope icon] Ebony Kerry	Shipment Notification, Tracking Number :	08:54:11 PM	3k
<input type="checkbox"/>	- [envelope icon] Alisa Louis <goldwater@yahoo.com>	Have you been harmed by ViiOxx? - Claim	08:54:11 PM	1k
<input type="checkbox"/>	- [envelope icon] Tania Matthews <Jackson@highspd.net>	15 f ree p ills and f ree sh ipping for Cialis 50ft	08:18:13 PM	3k
<input type="checkbox"/>	- [envelope icon] Socorro Anaya <th1234@ms33.hinet.net>	Never seen a deal like this	07:59:28 PM	1k
<input type="checkbox"/>	- [envelope icon] Socorro Anaya <th1234@ms33.hinet.net>	Never seen a deal like this	07:59:28 PM	1k
<input type="checkbox"/>	- [envelope icon] Marcy Mohr <Ejoiof@hotmail.com>	Make sure your doctor is aware kibitz	07:59:28 PM	17k
<input type="checkbox"/>	- [envelope icon] Rita X. Hartman, III	Shipping Confirmation, Tracking Number :	07:23:23 PM	3k
<input type="checkbox"/>	- [envelope icon] Huge Mo,ney for you-p <aiozc@coolmail.ch>	Hello \$617,276 for you	06:36:58 PM	1k
<input type="checkbox"/>	- [envelope icon] Willie L <pair@aggrow.com>	Online health help	06:13:54 PM	2k
<input type="checkbox"/>	- [envelope icon] Shannon kilgore	Have you heard about bush?	06:13:54 PM	2k
<input type="checkbox"/>	- [envelope icon] Emerson Newell <staff@attorneyfind.com>	2005 Offer, Read to Believe	05:55:17 PM	1k
<input type="checkbox"/>	- [envelope icon] Emerson Newell <staff@attorneyfind.com>	2005 Offer, Read to Believe	05:55:16 PM	1k
<input type="checkbox"/>	- [envelope icon] Boyd Brewster	Re [4]:	05:17:47 PM	12k
<input type="checkbox"/>	- [envelope icon] Randal Delgado	M1cr0s0ft Update Alert - January 22th	05:17:47 PM	3k

[5] Approving & Blocking

Authorized senders

spamarrest

Log Out

You are logged in as

Mail Senders Options Overview Billing Help

Authorized Senders

Mailing Lists
Blocked Mailing Lists
Authorized Domains
Blocked Domains
Import
Export

To authorize a sender enter their email into the field below. Incoming email from authorized senders will be delivered directly to your inbox.

Email:

Your authorized senders (Page 1 of 7)

« [1 2 3 4 5 6 7] »

<input type="checkbox"/>	Email	Name	Date ▲	Source
<input type="checkbox"/>	scottcook@████████.com		edit Jan 12, 2005	USER
<input type="checkbox"/>	dave.skene@████████.com		edit Jan 12, 2005	SENDER
<input type="checkbox"/>	pierrereine.cloutier@████████.com		edit Jan 12, 2005	SENDER
<input type="checkbox"/>	abe.rosner@████████.com		edit Jan 11, 2005	SENDER
<input type="checkbox"/>	daniel.cormier@████████.com		edit Jan 11, 2005	USER
<input type="checkbox"/>	info@itans.ns.ca		edit Jan 7, 2005	SENDER
<input type="checkbox"/>	listserv@████████.com		edit Jan 6, 2005	USER
<input type="checkbox"/>	listserv@████████.com		edit Jan 6, 2005	USER
<input type="checkbox"/>	stuart.grant@████████.com		edit Jan 5, 2005	USER
<input type="checkbox"/>	information@itascent.com		edit Jan 5, 2005	SENDER
<input type="checkbox"/>	piercekeith@████████.com		edit Jan 3, 2005	SENDER
<input type="checkbox"/>	fogcreek@whatcounts.com		edit Jan 3, 2005	USER

Authorized Domains: any email ending in "...@audible.com" will be approved

The screenshot shows the Spamarrest web interface. At the top, there is a navigation menu with tabs for Mail, Senders, Options, Overview, Billing, and Help. The 'Senders' tab is selected. On the left side, there is a sidebar menu with links for Authorized Senders, Blocked Senders, Mailing Lists, Blocked Mailing Lists, Authorized Domains (highlighted with a red box), Blocked Domains, Import, and Export. The main content area is titled 'Authorized Domains' and contains the following text: 'To authorize a domain, type the domain (e.g. spamarrest.com) into the box below. All messages sent from this domain will be delivered directly to your inbox.' Below this text is a text input field, an 'Authorize Domain' button, and a 'Search' button. Further down, there is another text block: 'To remove previously authorized domains, check the box next to each domain button. To manage Blocked Domains, click on the "Blocked Domain" link.' Below that, it says 'Your authorized Domains (Page 1 of 1)' with a pagination control '« 1 »'. A table follows with a header 'Domain' and a dropdown arrow. The table contains three rows: 'audible.com', 'ldschurch.org', and 'newsletters.m', each with a checkbox to its left. At the bottom of the page, there is a footer with links for News/Press, Contact, Company, and Privacy, and a copyright notice: '© 2004 SPAM ARREST. LLO | PATENT PENDING'.

Blocked domains: any email ending in "...@kazaa1.com" is blocked

The screenshot shows the Spamarrest web interface. At the top, there is a navigation menu with tabs for Mail, Senders, Options, Overview, Billing, and Help. The 'Senders' tab is selected. On the left side, there is a sidebar menu with links for Authorized Senders, Blocked Senders, Mailing Lists, Blocked Mailing Lists, Authorized Domains, Blocked Domains (highlighted with a red box), Import, and Export. The main content area is titled 'Blocked Domains' and contains the following text: 'To block a domain, type the domain (e.g. spamarrest.com) into the box below. All messages sent from this domain will be blocked before entering your inbox.' Below this text is a text input field, a 'Block Domain' button, and a 'Search' button. Further down, there is another text block: 'To remove previously blocked domains, check the box next to each domain button. To manage Authorized Domains, click on the "Authorized Domains" link.' Below that, it says 'Your blocked Domains (Page 1 of 1)' with a pagination control '« 1 »'. A table follows with a header 'Domain' and a dropdown arrow. The table contains one row: 'kazaa1.com', with a checkbox to its left. At the bottom of the page, there is a footer with links for News/Press, Contact, Company, and Privacy, and a copyright notice: '© 2004 SPAM ARREST. LLO | PATENT PENDING'.

Authorized mailing lists

The screenshot shows the Spam Arrest web interface. The top navigation bar includes 'Mail', 'Senders', 'Options', 'Overview', 'Billing', and 'Help'. The left sidebar contains links for 'Authorized Senders', 'Blocked Senders', 'Mailing Lists', 'Blocked Mailing Lists', 'Authorized Domains', 'Blocked Domains', 'Import', and 'Export'. The main content area has a heading 'Authorized Mailing Lists' and a text box for adding a new list. Below this is a table of existing mailing lists with checkboxes for removal.

To authorize a mailing list, type the TO ADDRESS that list messages are sent to into the box below and "Authorize List". All messages sent to this address will be delivered directly to your inbox. **You should use your own email address here. The address should be the email alias for the group, for example mygroup@yahoogroups.com**

To remove previously authorized mailing lists, check the box next to each mailing list, and click the "Remove List(s)" button.

To manage Blocked Mailing Lists, click on the "Blocked Lists" link.

Your authorized Mailing Lists (Page 1 of 1)

<input type="checkbox"/>	Mailing List ▼	Email Address
<input type="checkbox"/>		SSG-L@████████████████████.COM
<input type="checkbox"/>		genmail@onegreatfamily.com
<input type="checkbox"/>		LegacyUserGroup@mail.millenniacorp.com
<input type="checkbox"/>		LISTSERV@PBS.ORG
<input type="checkbox"/>		mailer@mailer.lindows.com
<input type="checkbox"/>		GEDCOM-L@████████████████████
<input type="checkbox"/>		LegacyNews@MillenniaCorp.com
<input type="checkbox"/>		Newsletter-plus-html-admin@eogn.com

[6] Setting options

The screenshot shows the Spam Arrest web interface with the 'Options' page selected. The left sidebar contains links for 'Overview', 'Personal', 'Custom Challenge', 'Website', 'Advanced', 'Protected Mailboxes', and 'Member Tools'. The main content area is titled 'Account Options and Settings Overview' and contains two columns of settings: 'Account Options' and 'Account Settings'.

Account Options and Settings Overview

Welcome to the account options and settings section. From here you can change the behavior and manage your Spam Arrest protected email accounts.

Account Options	Account Settings
<ul style="list-style-type: none">PersonalCustom ChallengeWebsiteAdvanced	<ul style="list-style-type: none">Protected MailboxesMember Tools

News/Press | Contact | Company | Privacy | Terms | Affiliates

© 2004 SPAM ARREST, LLC | PATENT PENDING

For customer support, please visit our [Help Section](#)

Options / Challenge message: what sender sees.

The screenshot shows the 'Options' page in the Spam Arrest interface. The 'Custom Challenge Options' section is highlighted. It contains a 'Verification Message' field with a preview of a challenge email. The preview text is: 'Pierre here, I'm sincerely sorry for inconveniencing you, but I'm protecting myself from junk mail. BTW if you would like a free program to prepare your email addresses for convenient uploading to Spam Arrest (or Google Gmail), ask me!'. Below this is a radio button for 'Use Custom Verification Message' and another for 'Use Default Verification Message'. The default message preview is: '_____ here, I'm protecting myself from receiving junk mail.'

Options / Protected mailboxes: up to three email addresses

The screenshot shows the 'Options' page in the Spam Arrest interface. The 'Protected Mailboxes' section is highlighted. It displays a table of protected mailboxes:

Account	Email Address	Mail Server	Last
Primary	pierrec@_____	mail._____	1/15

Below the table, it states: 'You are currently protecting 1 of 3 protected mailboxes.' and provides a link to 'Protect an additional mailbox'.

Editing mail boxes: setting POP mail server option:

The screenshot shows the 'Options' page in the Spam Arrest interface. The 'Mail Server Settings' section is highlighted. It contains a form with the following fields:

- Account Name: Primary
- Email Address: pierrec@_____
- Server Type: POP3
- Mail Server: mail._____com
- Username: pierrec
- Password (leave blank if unchanged):
- Mail Retrieval Frequency: Every 15 Minutes
- disable remote email retrieval

Buttons for 'Test and Save Settings' and 'Remove this account' are visible at the bottom.

[7] Overview: statistics

The screenshot displays the Spam Arrest web interface. At the top left is the Spam Arrest logo. A navigation menu includes 'Mail', 'Senders', 'Options', 'Overview' (highlighted), 'Billing', and 'Help'. In the top right, there is a 'Log Out' button and a 'You are logged in as' field with a redacted name. A left sidebar contains links for 'Account Overview', 'Email Program Settings', and 'Feature Request'. The main content area is titled 'Welcome Back Pierre' and contains several sections: 'Account Alerts' with a warning about account expiration on July 1, 2005; 'Account Statistics' showing 1660 messages processed, 176 forwarded, and an 89.45% spam percentage; 'Member Bulletins' with links to import/export tools, a feature request form, and a support page; and 'Your Protected Mailboxes' table.

Log Out
You are logged in as [redacted]

Mail Senders Options **Overview** Billing Help

Account Overview
Email Program Settings
Feature Request

Welcome Back Pierre

Account Alerts

If you do not see a welcome message from Spam Arrest in your inbox, your email program is not configured correctly.

- Your account will expire on July 1, 2005. [Click here to renew now.](#)

Account Statistics

Messages Processed	1660
Messages Forwarded	176
Spam Percentage	89.45%
Last Message	27 minutes ago
Last Pop	1 day ago

Member Bulletins

- New and Improved [import](#) and [export](#) tools. (Spam Arrest Pro)
- Have an idea for making Spam Arrest better? Use our [Feature Request Form](#)
- Visit our [Support Page](#) for ways to contact us, including Live Chat.

Your Protected Mailboxes

Account	Email Address	Last Checked	Result
Primary	pierrec@[redacted]	1/15 5:12PM	All Messages Retrieved